

Date: November 09, 2022

To  
Manager  
BSE Limited  
1<sup>st</sup> Floor, P.J. Towers,  
Dalal Street, Mumbai-400001

CC: Catalyst Trusteeship Limited,  
ICRA Limited, CRISIL Ratings Limited, Acuite Ratings & Research Limited

Scrip Code: 958258, 958955, 958878, 958911, 959792, 959791, 973009, 973235, 973283, 973295, 973301, 973383, 973717, 973893, 973946, 973964, 973971, 974172, 974260, 974262, 974312, 974313

**Subject: Outcome of Board meeting in terms of Securities and Exchange Board of India (Listing Obligations and Disclosure Requirements) Regulations, 2015 ("Listing Regulations")**

Dear Sir/Madam

This is with reference to regulation 51 read with Part B of schedule III, regulation 52 and other applicable regulations of Listing Regulations, as amended, it is hereby intimated that the Board of Directors of the Company at its meeting held on November 09, 2022 has considered & approved the Unaudited Financial Results for the quarter ended September 30, 2022. In this regard, attached herewith the following for your perusal:

1. Limited Review Report as provided by the Statutory Auditors of the Company, M/s. S.N. Dhawan & CO LLP, Chartered Accountants;
2. Unaudited Financial Results of the Company for the quarter and half year ended September 30, 2022 along with the information as prescribed under sub-regulation 4 of Regulation 52 of Listing Regulations;
3. Disclosure of Related Party Transactions for the half year ended September 30, 2022 under Regulation 23(9) of Listing Regulations.
4. Statement pursuant to regulation 52(7) & 52(7A) of Listing Regulations;
5. Security Cover Certificate under regulation 54 of Listing Regulations.

The meeting of Board of Directors was commenced at 03:00 PM and concluded at 07:30 P.M.

Request you to please take above documents on record.

Thanking you,

Yours faithfully,

For **SATYA MicroCapital Limited**

CHOUDHARY  
RUNVEER KRISHANAN

Digitally signed by CHOUDHARY  
RUNVEER KRISHANAN  
Date: 2022.11.09 19:31:22 +05'30'

Choudhary Runveer Krishanan  
Company Secretary & Chief Compliance Officer  
Membership No. F 7437

**Registered & Corporate Office**

519, 5th Floor, DLF Prime Tower, Okhla Industrial Area, Phase - 1, New Delhi - 110020, India

E-mail : [info@satyamicrocapital.com](mailto:info@satyamicrocapital.com) | Web : [www.satyamicrocapital.com](http://www.satyamicrocapital.com)

CIN : U74899DL1995PLC068688 | Fax : (+91-11) 49724051 | Phone : (+91-11) 4972 4000

**Independent Auditor's Limited Review Report on the unaudited quarterly and half year ended financial results of Satya MicroCapital Limited, pursuant to the Regulation 52 of the SEBI (Listing Obligations and Disclosure Requirements) Regulations, 2015, as amended**


**Review report to  
The Board of Directors of  
Satya MicroCapital Limited**

1. We have reviewed the accompanying statement of unaudited financial results of **Satya MicroCapital Limited** ("the Company") for the quarter and half year ended September 30, 2022 ("the Statement"), being submitted by the Company pursuant to the requirement of Regulation 52 of the Securities and Exchange Board of India ("the SEBI") (Listing Obligations and Disclosure Requirements) Regulations, 2015, as amended (the "Listing Regulations").
2. This Statement, which is the responsibility of the Company's Management and approved by the Company's Board of Directors, has been prepared in accordance with the recognition and measurement principles laid down in Indian Accounting Standard 34 'Interim Financial Reporting' ('Ind AS 34'), prescribed under Section 133 of the Companies Act, 2013 ("the Act") read with relevant Rules issued thereunder; Reserve Bank of India guidelines, and other accounting principles generally accepted in India and in compliance with Regulation 52 of the Listing Regulations. Our responsibility is to issue a conclusion on the Statement based on our review.
3. We conducted our review of the Statement in accordance with the Standard on Review Engagements (SRE) 2410 'Review of Interim Financial Information Performed by the Independent Auditor of the Entity', issued by the Institute of Chartered Accountants of India. This standard requires that we plan and perform the review to obtain moderate assurance as to whether the Statement is free of material misstatement. A review is limited primarily to inquiries of the Company's personnel and analytical procedures applied to financial data and thus provides less assurance than an audit. We have not performed an audit and accordingly, we do not express an audit opinion.
4. Based on our review conducted as above, nothing has come to our attention that causes us to believe that the accompanying Statement, prepared in accordance with the recognition and measurement principles laid down in the aforesaid Ind AS and other accounting principles generally accepted in India, has not disclosed the information required to be disclosed in terms of Regulation 52 of the Listing Regulations, including the manner in which it is to be disclosed, or that it contains any material misstatement.

For **S.N. Dhawan & CO LLP**  
Chartered Accountants  
Firm Registration No.: 000050N/N500045



**Vinesh Jain**  
Partner  
Membership No.: 087701  
UDIN: 22087701BCOPXX9914



Place: New Delhi  
Date: November 9, 2022



# SATYA MicroCapital Ltd.

सर्वे भवन्तु सुखिनः

SATYA MicroCapital Limited

CIN : U74899DL1995PLC068688


Registered office : 519, 5th Floor, Prime Towers, Okhla Industrial Area, Phase-I, New Delhi-110020

Website: www.satyamicrocapital.com; E-mail:es@satyamicrocapital.com; Phone:011-49724000

Statement of financial results for the quarter and half year ended September 30, 2022

(₹ in million except EPS)

S.No.	Particulars	Quarter ended			Half year ended		Year ended
		September 30, 2022	June 30, 2022	September 30, 2021	September 30, 2022	September 30, 2021	March 31, 2022
		(Un-audited)	(Un-audited)	(Un-audited)	(Un-audited)	(Un-audited)	(Audited)
1	<b>Revenue from operations</b>						
	Interest income	1,375.94	1,252.14	745.45	2,628.08	1,440.21	3,333.22
	Fees and commission income	8.16	2.70	36.84	10.86	45.06	291.22
	Net gain on derecognition of financial instruments under amortised cost category	345.16	42.39	-	387.55	-	366.57
	<b>Total revenue from operations</b>	<b>1,729.26</b>	<b>1,297.23</b>	<b>782.29</b>	<b>3,026.49</b>	<b>1,485.27</b>	<b>3,991.01</b>
2	Other income	12.00	12.65	4.39	24.65	5.46	24.40
3	<b>Total income (1+2)</b>	<b>1,741.26</b>	<b>1,309.88</b>	<b>786.68</b>	<b>3,051.14</b>	<b>1,490.73</b>	<b>4,015.41</b>
4	<b>Expenses</b>						
	Finance costs	700.02	629.61	367.89	1,329.63	684.52	1,711.05
	Impairment of financial instruments	238.56	58.17	(6.17)	296.73	14.21	170.71
	Employee benefits expenses	460.42	405.23	241.37	865.65	470.17	1,167.99
	Depreciation and amortisation expenses	18.46	13.06	12.65	31.52	21.08	57.46
	Other expenses	200.18	142.33	100.52	342.51	179.18	473.11
	<b>Total expenses</b>	<b>1,617.64</b>	<b>1,248.40</b>	<b>716.26</b>	<b>2,866.04</b>	<b>1,369.16</b>	<b>3,580.32</b>
5	<b>Profit before tax (3-4)</b>	<b>123.62</b>	<b>61.48</b>	<b>70.42</b>	<b>185.10</b>	<b>121.57</b>	<b>435.09</b>
6	<b>Tax expense:</b>						
	Current tax	33.92	28.69	15.53	62.61	40.75	102.11
	Deferred tax charge/(credit)	(2.06)	(13.20)	2.67	(15.26)	(8.25)	7.95
	<b>Total tax expense</b>	<b>31.86</b>	<b>15.49</b>	<b>18.20</b>	<b>47.35</b>	<b>32.50</b>	<b>110.06</b>
7	<b>Net profit/(loss) after tax (5-6)</b>	<b>91.76</b>	<b>45.99</b>	<b>52.22</b>	<b>137.75</b>	<b>89.07</b>	<b>325.03</b>
8	<b>Other comprehensive income</b>						
	Items that will not be reclassified to profit or loss	0.11	(0.25)	(0.48)	(0.14)	(0.96)	(0.99)
	Income tax relating to items that will not be reclassified to profit or loss	(0.02)	0.06	0.12	0.04	0.24	0.25
	<b>Total other comprehensive income</b>	<b>0.09</b>	<b>(0.19)</b>	<b>(0.36)</b>	<b>(0.10)</b>	<b>(0.72)</b>	<b>(0.74)</b>
9	<b>Total comprehensive income (7+8)</b>	<b>91.85</b>	<b>45.80</b>	<b>51.86</b>	<b>137.65</b>	<b>88.35</b>	<b>324.29</b>
10	Paid-up equity share capital (face value of ₹ 10 per equity share)						490.64
11	Instruments entirely equity in nature						29.85
12	Other equity						5,002.18
13	<b>Earning per share (EPS) (face value of ₹ 10 per equity share)</b>						
	- Basic (amount in ₹)	1.87	0.94	1.14	2.80	1.94	7.05
	- Diluted (amount in ₹)	1.68	0.88	1.12	2.58	1.91	6.94
	(EPS for the quarter and half year ended are not annualised)						



Registered and Corporate Office

519, 5th Floor, DLF Prime Tower, Okhla Industrial Area, Phase - 1, New Delhi - 110020, India

E-mail : info@satyamicrocapital.com | Web : www.satyamicrocapital.com

CIN : U74899DL1995PLC068688 | Fax : (+91-11) 49724051 | Phone : (+91-11) 4972 4000



# SATYA MicroCapital Ltd.

सर्वे भवन्तु सुखिनः

SATYA MicroCapital Limited

CIN : U74899DL1995PLC068688

Registered office : 519, 5th Floor, Prime Towers, Okhla Industrial Area, Phase-I, New Delhi-110020

Website: www.satyamicrocapital.com; E-mail:es@satyamicrocapital.com; Phone:011-49724000

Statement of assets and liabilities as at September 30, 2022

(₹ in million)

Particulars	As at	As at
	September 30,2022 (Un-audited)	March 31,2022 (Audited)
<b>ASSETS</b>		
<b>Financial assets</b>		
Cash and cash equivalents	3,346.89	1,278.44
Bank balances other than cash and cash equivalents	2,114.94	3,214.89
Trade receivables	39.74	73.40
Loan portfolio	25,275.87	23,161.34
Investment	241.34	46.36
Other financial assets	800.92	570.26
	<b>31,819.70</b>	<b>28,344.69</b>
<b>Non-financial assets</b>		
Current tax assets (net)	110.83	46.17
Deferred tax assets (net)	79.74	64.45
Property, plant and equipment	143.79	120.56
Capital work-in-progress	565.23	-
Intangible assets	0.27	0.33
Other non-financial assets	432.70	296.39
	<b>1,332.56</b>	<b>527.90</b>
<b>TOTAL ASSETS</b>	<b>33,152.26</b>	<b>28,872.59</b>
<b>LIABILITIES AND EQUITY</b>		
<b>Liabilities</b>		
<b>Financial liabilities</b>		
Trade payables		
(i) total outstanding dues of micro enterprises and small enterprises	-	-
(ii) total outstanding dues of creditors other than micro enterprises and small enterprises	44.63	82.49
Debt securities	7,504.85	5,285.46
Borrowings (other than debt securities)	17,469.87	16,336.56
Subordinated liabilities	1,160.79	1,150.23
Other financial liabilities	493.26	385.20
	<b>26,673.40</b>	<b>23,239.94</b>
<b>Non-financial liabilities</b>		
Provisions	41.20	36.58
Other non-financial liabilities	40.10	73.40
	<b>81.30</b>	<b>109.98</b>
<b>Equity</b>		
Equity share capital	512.53	490.64
Instruments entirely equity in nature	59.50	29.85
Other equity	5,825.53	5,002.18
	<b>6,397.56</b>	<b>5,522.67</b>
<b>TOTAL LIABILITIES AND EQUITY</b>	<b>33,152.26</b>	<b>28,872.59</b>

SATYA MicroCapital Ltd.



Registered and Corporate Office

519, 5th Floor, DLF Prime Tower, Okhla Industrial Area, Phase - 1, New Delhi - 110020, India

E-mail : info@satyamicrocapital.com | Web : www.satyamicrocapital.com

CIN : U74899DL1995PLC068688 | Fax : (+91-11) 49724051 | Phone : (+91-11) 4972 4000



# SATYA MicroCapital Ltd.

सर्वे भवन्तु सुखिनः

SATYA MicroCapital Limited

CIN : 174899DL1995PLC068688

Registered office : 519, 5th Floor, Prime Towers, Okhla Industrial Area, Phase-I, New Delhi-110020

Website: www.satyamicrocapital.com; E-mail:es@satyamicrocapital.com; Phone:011-49724000

Statement of Cash flows for the half year ended September 30, 2022

(₹ in million)

Particulars	For half year ended September 30, 2022	For half year ended September 30, 2021
	(Un-audited)	(Un-audited)
<b>Cash flow from operating activities</b>		
Profit before tax	185.10	121.57
<b>Adjustments for:</b>		
Depreciation and amortization	27.87	15.13
Depreciation of right-of-use asset	3.65	5.94
Share based payment to employees	2.89	2.40
Interest expense for leasing arrangements	1.09	1.10
Impairment of financial instruments	296.73	14.21
Loss/(profit) on sale of property, plant and equipment	(0.25)	1.52
Net gain on derecognition of financials instruments under amortised cost category	(387.55)	-
<b>Operating profit before working capital changes</b>	<b>129.53</b>	<b>161.88</b>
<b>Movements in working capital:</b>		
Increase/(decrease) in other financial liabilities	70.19	(329.98)
Increase/(decreases) in other non-financial liabilities	(33.30)	(20.42)
Increase/(decreases) in provisions	4.48	(0.52)
(Increase)/decrease in bank balances other than cash and cash equivalents	1,099.95	(2,415.21)
(Increase)/decrease in trade receivables	33.66	(6.04)
(Increase)/decrease in loan portfolio	(2,023.71)	(1,530.31)
(Increase)/decrease in other financial assets	(230.66)	(83.15)
(Increase)/decrease in other non-financial assets	(136.31)	(1.31)
<b>Cash used in operations</b>	<b>(1,086.17)</b>	<b>(4,225.06)</b>
Income-tax paid	(127.27)	(38.67)
<b>Net cash used in operating activities (A)</b>	<b>(1,213.44)</b>	<b>(4,263.73)</b>
<b>Cash flow from investing activities</b>		
Purchase of property, plant and equipment	(620.11)	(25.78)
Proceeds from derecognition of property, plant and equipment	0.46	-
Purchase of investments	(194.98)	-
<b>Net cash used in investing activities (B)</b>	<b>(814.63)</b>	<b>(25.78)</b>
<b>Cash flow from financing activities</b>		
Proceeds from issue of share capital (including premium and net of issue expenses)	734.36	-
Net proceeds from borrowings#	3,362.16	3,672.91
<b>Net cash from financing activities (C)</b>	<b>4,096.52</b>	<b>3,672.91</b>
<b>Net increase / (decrease) in cash and cash equivalents (A + B + C)</b>	<b>2,068.45</b>	<b>(616.60)</b>
Cash and cash equivalents at the beginning of the year	1,278.44	1,689.14
<b>Cash and cash equivalents at the end of the period</b>	<b>3,346.89</b>	<b>1,072.54</b>
<b>Components of cash and cash equivalents as at the end of period</b>		
Cash on hand	79.67	5.37
Balance with banks - on current account	2,366.83	756.91
Deposits with original maturity of less than or equal to 3 months	900.39	310.26
<b>Total cash and cash equivalents</b>	<b>3,346.89</b>	<b>1,072.54</b>

# Represents net proceeds from debt securities, borrowings (other than debt securities) and subordinated liabilities.



Registered and Corporate Office

519, 5th Floor, DLF Prime Tower, Okhla Industrial Area, Phase - 1, New Delhi - 110020, India

E-mail : info@satyamicrocapital.com | Web : www.satyamicrocapital.com

CIN : U74899DL1995PLC068688 | Fax : (+91-11) 49724051 | Phone : (+91-11) 4972 4000



# SATYA MicroCapital Ltd.

सर्वे भवन्तु सुखिनः

SATYA MicroCapital Limited

CIN : U74899DL1995PLC068688

Registered office : 519, 5th Floor, Prime Towers, Okhla Industrial Area, Phase-I, New Delhi-110020

Website: www.satyamicrocapital.com; E-mail:es@satyamicrocapital.com ; Phone:011-49724000

## Notes to the unaudited financial results:

- The above financial results for the quarter and half year ended September 30, 2022 have been reviewed by the Audit Committee and subsequently approved by the Board of Directors at their respective meetings held on November 09, 2022, in accordance with requirement of Regulation 52 of the SEBI (Listing Obligations and Disclosure Requirements) Regulations, 2015 (as amended).
- The financial results of the Company have been prepared in accordance with Indian Accounting Standards ('Ind AS') notified under the Companies (Indian Accounting Standards) Rules, 2015 as amended. Accordingly, these financial results together with the results for the comparative reporting period have been prepared in accordance with the recognition and measurement principles laid down in Indian Accounting Standard 34, "Interim Financial Reporting" ("Ind AS 34"), prescribed under section 133 of the Companies Act 2013 ('the Act'), and other recognized accounting practices generally accepted in India, in compliance with Regulation 52 of the Securities and Exchange Board of India (Listing Obligations and Disclosure Requirements) Regulations, 2015 ('Listing Regulations') pursuant to circular SEBI/HO/DDHS/CIR/2021/0000000637 dated 5 October 2021.
- Disclosure in compliance with Regulation 52(4) of the SEBI (Listing Obligations and Disclosure Requirements) Regulation, 2015 (amended) for the half year ended September 30, 2022 are presented in below table:

S.No.	Particulars	Half year ended September 30, 2022
1	Debt-equity ratio (no. of times)*	4.09
2	Debt service coverage ratio**	Not applicable
3	Interest service coverage ratio**	Not applicable
4	Outstanding redeemable preference shares (in numbers)- refer note (a) ;	Nil
5	Capital redemption reserve/debenture redemption reserve (₹ in million)	Nil
6	Net worth (₹ in million)	6,397.56
7	Net profit after tax (₹ in million)	137.75
8	Earnings per share: Basic (not annualised)	2.80
	Diluted (not annualised)	2.58
9	Current ratio (no. of times)**	Not applicable
10	Long term debt to working capital (no. of times)**	Not applicable
11	Bad debts to account receivable ratio**	Not applicable
12	Current liability ratio (no. of times)**	Not applicable
13	Total debts to total assets***	0.79
14	Debtors turnover**	Not applicable
15	Inventory turnover**	Not applicable
16	Operating margin (%)**	Not applicable
17	Net profit margin (%) #	4.51%
18	Sector specific equivalent ratios, as applicable:	
	a) Net interest margin (%)	8.18%
	b) GNPA (%) ##	5.59%
	c) NNPA (%) ###	4.34%
	d) CRAR (%) \$	24.16%

## Notes:

- The Company does not have any non-convertible redeemable preference shares/ non-convertible preference shares/ redeemable preference shares.

### b. Ratio computation :

\* Debt Equity ratio = (Debt securities+ Borrowing (other than debt securities)+ Subordinated liabilities)/Net worth

\*\* The Company is registered under Reserve Bank of India Act, 1934 as Non-Banking Financial Company, hence these ratios are not applicable.

\*\*\* Total debts to total assets = ( Debt securities+ Borrowing(other than debt securities)+ Subordinated liabilities)/Total Assets

# Net Profit Margin = Profit after tax/ Total income

## Gross NPA(%) = Gross NPA (Stage III) loan EAD/Gross total loan EAD. Exposure at default (EAD) includes loan balances and interest thereon. Stage-III loans has been determined as per ind AS 109.

### Net NPA(%) = (Gross Stage III Loans EAD – Impairment loss allowance for stage III)/( Gross total loan EAD- Impairment loss Allowance)

\$ CRAR = Adjusted net worth/ Risk weighted assets, calculated as per RBI guidelines

- Disclosure pursuant to RBI Notification – RBI/DOR/2021-22/86 DOR.STR.REC.51/21.04.048/2021-22 dated September 24, 2021, the following table sets forth details of loans not in default assigned through direct assignment during the quarter and half year ended September 30, 2022:

Particular	NBFC-MFI	
	Quarter ended September 30, 2022	Half year ended September 30, 2022
Number of loan accounts assigned	102,852	116,856
Aggregate amount of loan assigned (₹ in million)	3,576	3,984
Sale consideration (₹ in million)	3,576	3,984
Weighted average remaining maturity (in months)	18.67	18.42
Weighted average holding period after origination (in months)	NA	NA
Retention of beneficial economic interest (MRR)	10%-15%	10%-15%
Number of Transaction	4	5
Coverage of tangible security coverage	Nil	Nil
Rating wise distribution of rated loans	Unrated	Unrated

Registered and Corporate Office

519, 5th Floor, DLF Prime Tower, Okhla Industrial Area, Phase - I, New Delhi - 110020, India

E-mail : info@satyamicrocapital.com | Web : www.satyamicrocapital.com

CIN : U74899DL1995PLC068688 | Fax : (+91-11) 49724051 | Phone : (+91-11) 4972 4000



# SATYA MicroCapital Ltd.

सर्वे भवन्तु सुखिनः

SATYA MicroCapital Limited


CIN : U74899DL1995PLC068688


Registered office : 519, 5th Floor, Prime Towers, Okhla Industrial Area, Phase-I, New Delhi-110020

Website: [www.satyamicrocapital.com](http://www.satyamicrocapital.com); E-mail: [cs@satyamicrocapital.com](mailto:cs@satyamicrocapital.com) ; Phone: 011-49724000


- 5 The Company operate in a single reportable segment i.e., financing, which has similar risks and returns for the purpose of Ind AS 108 -Operating Segments. The Company operate in single geographic segment i.e., domestic.
- 6 The Company has evaluated the impact of COVID-19 on the business and operations of the Company as at September 30, 2022 and is of the view that it does not have any material impact on the financial results of the Company on the basis of the facts and events upto the date of approval of these financial results. However, in view of the dynamic nature of the pandemic, the Company will continue to monitor future events / developments that may result in an adverse effect on the business and operations of the Company.
- 7 The Code on Social Security, 2020 ('Code') relating to employee benefits during employment and post-employment benefits received Presidential assent in September 2020. The Code has been published in the Gazette of India. However, the date on which the Code will come into effect has not been notified and the final rules/interpretation have not yet been issued. The Company will assess the impact of the Code when it comes into effect and will record any related impact in the period the Code becomes effective.
- 8 The listed secured non-convertible debentures of the Company aggregating to ₹ 5,672.44 million as at September 30, 2022 are secured by way of exclusive charge on Book debts/Receivables hypothecated in favour of Debenture Trustee, with a security cover of 1.10 times or more as required under Information Memorandum/Debenture Trustee Deed.
- 9 On November 12, 2021, the Company had acquired 24% equity share of Baid Housing Finance Private Limited ('BHFL') pursuant to which the BHFL had become an associate company. During the previous quarter, the Company has completed the acquisition of controlling stake (89%) in the paid up equity share capital of Baid Housing Finance Private Limited ('BHFL') pursuant to which the BHFL has become the subsidiary company. During the quarter, the Company has further subscribed/acquired 20,711,000 equity Share of BHFL, taking the aggregate shareholding of the Company in BHFL as on September 30, 2022 to 94.14%.
- 10 On September 29, 2022, the Company has issued and allotted Partly-paid up Equity Shares and Partly-paid up 0.001% Non-Cumulative Compulsorily Convertible Preference Shares on preferential basis to Mr. Vivek Tiwari, Principal Promoter, MD, CEO & CIO of the Company as follows:
  - i) 5,000,000 Partly-paid up Equity Shares having face value of ₹ 10 each share aggregating to ₹ 6,375,000
  - ii) 2,500,000 Partly-paid up Non-Cumulative Compulsorily Convertible Preference Shares ("NCCCPs") having face value of ₹ 10 each share aggregating to ₹ 2,500,000On September 30, 2022, the Company received the final call money on 2,500,000 Partly Paid Equity Shares aggregating to ₹ 177,500,000 which were issued during the previous periods.
- 11 The figures for the quarter ended September 30, 2022 represent balancing figures between figures for the half year ended September 30, 2022 and published year to date figures for the quarter ended June 30, 2022 which were subjected to limited review by statutory auditors. The figures for the quarter ended September 30, 2021 represent balancing figures between figures for the half year ended September 30, 2021 (which were subjected to limited review) and year to date figures for the quarter ended June 30, 2021 which have not been subjected to limited review by auditors.
- 12 The comparative figures as disclosed in these results have been regrouped/reclassified, wherever necessary, to make them comparable to current period figures.
- 13 The above unaudited financial results are available on the stock exchange website ([www.bseindia.com](http://www.bseindia.com)) and the website of the Company ([www.satyamicrocapital.com](http://www.satyamicrocapital.com)).

For and on behalf of the Board of Directors of  
SATYA MicroCapital Limited



  
Vivek Tiwari  
Managing Director, CEO and CIO  
DIN 02174160

Place: New Delhi  
Date : November 09, 2022



Registered and Corporate Office

519, 5th Floor, DLF Prime Tower, Okhla Industrial Area, Phase - 1, New Delhi - 110020, India

E-mail : [info@satyamicrocapital.com](mailto:info@satyamicrocapital.com) | Web : [www.satyamicrocapital.com](http://www.satyamicrocapital.com)

CIN : U74899DL1995PLC068688 | Fax : (+91-11) 49724051 | Phone : (+91-11) 4972 4000

SATYA MicroCapital Limited

Disclosure of related party transaction for the half year ended September 30, 2022

(₹ in million)

Sl No.	Details of the party (listed entity/subsidiary) entering into the transaction		Details of the counter party			Type of related party transaction	Value of the related party transaction as approved by the audit committee	Value of transaction during the reporting period	In case monies are due to either party as a result of the transaction		In case any financial indebtedness is incurred to make or give loan, inter-corporate deposits, advances or investments			Details of the loans, inter-corporate deposits, advances or investments					
	Name	PAN	Name	PAN	Relationship of the counter party with the listed entity or its subsidiary				Opening Balance	Closing Balance	Nature of indebtedness (loan/issuance of debt/any other etc.)	of Cost	Tenure	Nature (loan/advance/inter-corporate deposit/investment)	Interest rate (%)	Tenure	Secured/Unsecured	Purpose for which the funds will be utilised by the ultimate recipient of funds (end usage)	
1	SATYA MicroCapital Limited		Mr. Vivek Tiwari		Managing director, Chief Executive Officer and Chief Information Officer	Remuneration	35.53	35.53	-	-									
2	SATYA MicroCapital Limited		Mr. Vivek Tiwari		Managing director, Chief Executive Officer and Chief Information Officer	Share Allotment including premium (partly paid-up Equity	6.38	6.38	-	-									
3	SATYA MicroCapital Limited		Mr. Vivek Tiwari		Managing director, Chief Executive Officer and Chief Information Officer	Issue of non-cumulative compulsory preference shares including premium (partly paid-up NCCCPS)	2.50	2.50	-	-									
4	SATYA MicroCapital Limited		Mr. Vivek Tiwari		Managing director, Chief Executive Officer and Chief Information Officer	Call money received on partly paid equity share capital including premium	177.50	177.50	-	-									
5	SATYA MicroCapital Limited		GOJO & Company, Inc.		Holding Company	Issue of preference shares including premium	545.69	545.69	-	-									
6	SATYA MicroCapital Limited		GOJO & Company, Inc.		Holding Company	Non- Convertible debentures Issued	610.00	610.00	-	(633.13)					Debt securities	11.75%	3 Years	Unsecured	Working capital
7	SATYA MicroCapital Limited		GOJO & Company, Inc.		Holding Company	Finance Cost	23.13	23.13	-										
8	SATYA MicroCapital Limited		Satya Shakti Foundation		Entities in which KMP and their relatives have significant influence	Advance Given	2.50	2.50	-	2.50									
9	SATYA MicroCapital Limited		Satya Shakti Foundation		Entities in which KMP and their relatives have significant influence	Corporate Social Responsibility Expense	2.00	2.00	-										
10	SATYA MicroCapital Limited		Credentia Finclusion Private Limited		Entities in which KMP and their relatives have significant influence	Advance Given	20.00	20.00	-	20.00									
11	SATYA MicroCapital Limited		Credentia Finclusion Private Limited		Entities in which KMP and their relatives have significant influence	Professional Fees	10.82	10.82	-										
12	SATYA MicroCapital Limited		Satya Employee Welfare Trust		Entities in which KMP and their relatives have significant influence	Amount received on ESOP exercised by employees	3.10	3.10	50.49	47.39									
13	SATYA MicroCapital Limited		Ananya Finance For Inclusive Growth Private Limited		Entities in which KMP and their relatives have significant influence	Amount paid against Business partnership	885.74	885.74	(13.97)	(9.91)									
14	SATYA MicroCapital Limited		Ananya Finance For Inclusive Growth Private Limited		Entities in which KMP and their relatives have significant influence	Fee and commission income	0.09	0.09											
15	SATYA MicroCapital Limited		Ananya Finance For Inclusive Growth Private Limited		Entities in which KMP and their relatives have significant influence	Margin Money Held with Financial Institution	-	-	181.38	185.57									
16	SATYA MicroCapital Limited		Ananya Finance For Inclusive Growth Private Limited		Entities in which KMP and their relatives have significant influence	Interest income on margin money	4.65	4.65											
17	SATYA MicroCapital Limited		Ms. Vandita Kaul		Chief Financial Officer	Remuneration	4.48												



*[Handwritten signature]*



SATYA MicroCapital Limited

Disclosure of related party transaction for the half year ended September 30, 2022

(₹ in million)

Sl No.	Details of the party (listed entity/subsidiary) entering into the transaction		Details of the counter party			Type of related party transaction	Value of the related party transaction as approved by the audit committee	Value of transaction during the reporting period	In case monies are due to either party as a result of the transaction		In case any financial indebtedness is incurred to make or give loan, inter-corporate deposits, advances or investments			Details of the loans, inter-corporate deposits, advances or investments			
	Name	PAN	Name	PAN	Relationship of the counter party with the listed entity or its subsidiary				Opening Balance	Closing Balance	Nature of indebtedness (loan/issuance of debt/any other etc.)	Cost	Tenure	Nature (loan/advance/inter-corporate deposit/investment)	Interest rate (%)	Tenure	Secured/Unsecured
18	SATYA MicroCapital Limited		Mr. Amit Jain		Company Secretary	Remuneration	0.33	0.33	-	-							
19	SATYA MicroCapital Limited		Mr. Choudhary Runveer Krishanan		Company Secretary	Remuneration	2.88	2.88	-	-							
20	SATYA MicroCapital Limited		Mr. Girijesh Tiwari		Relative of Key Managerial Personnel	Remuneration	0.93	0.93	-	-							
21	SATYA MicroCapital Limited		Baid Housing Finance Private Limited		Subsidiary Company	Investment	194.98	194.98	-	-							
22	SATYA MicroCapital Limited		Baid Housing Finance Private Limited		Subsidiary Company	Professional Fees paid	0.86	0.86	0.02	0.05							
23	SATYA MicroCapital Limited		Baid Housing Finance Private Limited		Subsidiary Company	Reimbursement received	0.01	0.01	-	-							
24	SATYA MicroCapital Limited		Dr. Deepali Pant Joshi		Independent Director	Director sitting fees	0.85	0.85	-	-							
25	SATYA MicroCapital Limited		Mr. CP Mohan		Independent Director	Director sitting fees	0.67	0.67	-	-							
26	SATYA MicroCapital Limited		Mr. Naveen Surya		Independent Director	Director sitting fees	0.54	0.54	-	-							
27	SATYA MicroCapital Limited		Dr. Ratnesh Tiwari		Non- Executive Director	Director sitting fees	0.62	0.62	-	-							
28	SATYA MicroCapital Limited		Mr. Saneesh Singh		Nominee Director	Director sitting fees	0.32	0.32	-	-							
29	SATYA MicroCapital Limited		Mr. Sanjay Gandhi		Nominee Director	Director sitting fees	0.87	0.87	-	-							
30	SATYA MicroCapital Limited		Mr. Taejun Shin		Nominee Director	Director sitting fees	0.54	0.54	-	(0.10)							
31	SATYA MicroCapital Limited		Ms. Surekha Marandi		Independent Director	Director sitting fees	0.79	0.79	-	-							



Date: November 09, 2022

To  
Manager  
BSE Limited  
1<sup>st</sup> Floor, P.J. Towers,  
Dalal Street, Mumbai-400001

CC: Catalyst Trusteeship Limited  
ICRA Limited; CRISIL Ratings Limited, Acuite Ratings & Research Limited

Scrip Code: 958258, 958955, 958878, 958911, 959792, 959791, 973009, 973235, 973283, 973295, 973301, 973383, 973717, 973893, 973946, 973964, 973971, 974172, 974260, 974262, 974312, 974313

Dear Sir/Madam,

**Sub: Certificate on use of proceeds from issue of Non- Convertible Debentures (NCDs)**

Pursuant to provisions of Regulation 52(7) & 52(7A) of SEBI (Listing Obligations and Disclosure Requirements) Regulations, 2015 read with Operational Circular SEBI/HO/DDHS/DDHS\_Div1/P/CIR/2022/0000000103 dated July 29 2022, the Company hereby confirms that the proceeds raised through issuance of Non-Convertible Debentures (NCDs) listed on BSE Limited have been utilised for the purposes as disclosed in the Information Memorandum/ Placement Memorandum/Debenture Trust deed of respective issues and there are no material deviation in use of proceeds as compared to the objects of the issue of NCDs.

Statement indicating utilisation and Statement indicating deviation/ variation in the use of proceeds of issue of listed Non-convertible Debentures is enclosed as “Annexure”.

Kindly take the above information on record.

Thanking you,  
Yours faithfully,

For SATYA MicroCapital Limited

CHOUDHARY  
RUNVEER  
KRISHANAN

Digitally signed by  
CHOUDHARY RUNVEER  
KRISHANAN  
Date: 2022.11.09 19:31:56  
+05'30'

Choudhary Runveer Krishanan  
Company Secretary & Chief Compliance Officer  
Membership No.: F7437

**Registered & Corporate Office**

519, 5th Floor, DLF Prime Tower, Okhla Industrial Area, Phase - 1, New Delhi - 110020, India

E-mail : [info@satyamicrocapital.com](mailto:info@satyamicrocapital.com) | Web : [www.satyamicrocapital.com](http://www.satyamicrocapital.com)

CIN : U74899DL1995PLC068688 | Fax : (+91-11) 49724051 | Phone : (+91-11) 4972 4000



## A. Statement of utilization of issue proceeds:

Name of the Issuer	ISIN	Mode of Fund Raising (Public issues/Private placement)	Type of instrument	Date of raising funds	Amount Raised	Funds utilized	Any deviation (Yes/No)	If 8 is Yes, then specify the purpose of for which the funds were utilized	Remarks, if any
1	2	3	4	5	6	7	8	9	10
SATYA MicroCapital Limited	INE982X07309	Private Placement	Fully Paid, Rated, Listed, Senior, Secured, Redeemable, Taxable Principal Protected Market Linked Non-Convertible Debentures	September 06, 2022	Rs. 35,00,00,000 (Rupees Thirty Five Crores Only)	35,00,00,000	No	Not Applicable	-
SATYA MicroCapital Limited	INE982X07317	Private Placement	Secured, Listed, Rated, Unsubordinated, Transferable, Redeemable, Principal Protected, Market Linked Non-Convertible Debentures	September 28, 2022	Rs. 30,00,00,000 (Rupees Thirty Crores Only)	30,00,00,000.00	No	Not Applicable	-
SATYA MicroCapital Limited	INE982X07325	Private Placement	Secured, Listed, Rated, Unsubordinated, Transferable, Redeemable, Principal	September 28, 2022	Rs. 15,00,00,000 (Rupees Fifteen Crores Only)	15,00,00,000.00	No	Not Applicable	-

Registered & Corporate Office



# SATYA MicroCapital Ltd.

			Protected, Market Linked Non- Convertible Debentures					
--	--	--	--	--	--	--	--	--

## B. Statement of deviation/ variation in use of Issue proceeds:

Particulars	Remarks
Name of listed entity	SATYA MicroCapital Limited
Mode of fund raising	Private placement
Type of instrument	1. Fully Paid, Rated, Listed, Senior, Secured, Redeemable, Taxable Principal Protected Market Linked Non-Convertible Debentures 2. Secured, Listed, Rated, Unsubordinated, Transferable, Redeemable, Principal Protected, Market Linked Non-Convertible Debentures 3. Secured, Listed, Rated, Unsubordinated, Transferable, Redeemable, Principal Protected, Market Linked Non-Convertible Debentures
Date of raising funds	1. September 06, 2022 2. September 28, 2022 3. September 28, 2022
Amount raised	4. Rs. 35,00,00,000 (Rupees Thirty Five Crores Only). 5. Rs. 30,00,00,000 (Rupees Thirty Crores Only). 6. Rs. 15,00,00,000 (Rupees Crores and Fifty Lakh Only).
Report filed for quarter ended	September 30, 2022
Is there a deviation/ variation in use of funds raised?	No
Whether any approval is required to vary the objects of the issue stated in the prospectus/ offer document?	Not Applicable
If yes, details of the approval so required?	Not Applicable
Date of approval	Not Applicable
Explanation for the deviation/ variation	Not Applicable
Comments of the audit committee after review	Not Applicable
Comments of the auditors, if any	Not Applicable
Objects for which funds have been raised and where there has been a deviation/ variation, in the following table:	Not Applicable

Original Object	Modified Object, if any	Original allocation	Modified allocation, if any	Funds utilized	Amount of deviation/ variation for the quarter according to applicable object (in Rs. Crore and in %)	Remarks, if any
Not Applicable						

Registered & Corporate Office

519, 5th Floor, DLF Prime Tower, Okhla Industrial Area, Phase - 1, New Delhi - 110020, India

E-mail : [info@satyamicrocapital.com](mailto:info@satyamicrocapital.com) | Web : [www.satyamicrocapital.com](http://www.satyamicrocapital.com)

CIN : U74899DL1995PLC068688 | Fax : (+91-11) 49724051 | Phone : (+91-11) 4972 4000



# SATYA MicroCapital Ltd.

सर्वे भवन्तु सुखिनः

Deviation could mean:

- Deviation in the objects or purposes for which the funds have been raised.
- Deviation in the amount of funds actually utilized as against what was originally disclosed.

CHOUDHARY  
RUNVEER  
KRISHANAN

Digitally signed by CHOUDHARY  
RUNVEER KRISHANAN  
Date: 2022.11.09 19:32:17 +05'30'

**Name of signatory: Choudhary Runveer Krishanan**  
**Designation: Company Secretary & Chief Compliance Officer**  
**Date: November 09, 2022**



# SATYA

सर्वे भवन्तु सुखिनः

**Registered & Corporate Office**

519, 5th Floor, DLF Prime Tower, Okhla Industrial Area, Phase - 1, New Delhi - 110020, India

E-mail : [info@satyamicrocapital.com](mailto:info@satyamicrocapital.com) | Web : [www.satyamicrocapital.com](http://www.satyamicrocapital.com)

CIN : U74899DL1995PLC068688 | Fax : (+91-11) 49724051 | Phone : (+91-11) 4972 4000

Date: November 09, 2022

To  
Manager  
BSE Limited  
1<sup>st</sup> Floor, P.J. Towers,  
Dalal Street, Mumbai-400001

CC: Catalyst Trusteeship Limited  
ICRA Limited; CRISIL Ratings Limited, Acuite Ratings & Research Limited

Scrip Code: 958258, 958955, 958878, 958911, 959792, 959791, 973009, 973235, 973283, 973295, 973301, 973383, 973717, 973893, 973946, 973964, 973971, 974172, 974260, 974262, 974312, 974313

**Subject: Disclosure pursuant to Regulation 54 of SEBI (Listing Obligations & Disclosure Requirement) Regulations, 2015**

Dear Sir,

Pursuant to Regulation 54 of the SEBI (Listing Obligations and Disclosure Requirements) Regulations, 2015, read with SEBI circular SEBI/HO/MIRSD/MIRSD\_CRADT/CIR/P/2022/67 dated May 19, 2022, please find enclosed herewith the statement on security cover available for listed non-convertible debt securities as at September 30, 2022.

You are requested to take the same on your record.

Thanking you,  
Yours faithfully,

For **SATYA MicroCapital Limited**

CHOUHARY

RUNVEER

KRISHANAN

Choudhary Runveer Krishanan

Company Secretary & Chief Compliance Officer

Membership No.: F7437

Digitally signed by  
CHOUHARY RUNVEER  
KRISHANAN  
Date: 2022.11.09 19:32:43  
+05'30'

**Registered & Corporate Office**

519, 5th Floor, DLF Prime Tower, Okhla Industrial Area, Phase - 1, New Delhi - 110020, India

E-mail : [info@satyamicrocapital.com](mailto:info@satyamicrocapital.com) | Web : [www.satyamicrocapital.com](http://www.satyamicrocapital.com)

CIN : U74899DL1995PLC068688 | Fax : (+91-11) 49724051 | Phone : (+91-11) 4972 4000

**Independent Auditor's Report on Security Cover as at September 30, 2022 under Regulation 54 of the Securities and Exchange Board of India (Listing Obligations and Disclosure Requirements) Regulations, 2015 (as amended) for submission to Securities and Exchange Board of India (SEBI) and Stock Exchange (BSE Limited)**

To,  
The Board of Directors  
SATYA MicroCapital Limited  
519, 5th Floor, DLF Prime Tower,  
Okhla Industrial Area, Phase-I,  
New Delhi-110020

1. This Report is issued in accordance with the terms of our engagement letter dated July 6, 2022 with SATYA MicroCapital Limited (the "Company").
2. We S.N. Dhawan & CO LLP, Chartered Accountants are the Statutory Auditors of the Company and have been requested by the Company to examine the accompanying Statement showing 'Security Cover for the listed non-convertible debt securities as at September 30, 2022' (the "Statement") which has been prepared by the Company from the unaudited financial information and other relevant records and documents maintained by the Company as at September 30, 2022 pursuant to the requirements of the Regulation 54 of the Securities and Exchange Board of India (Listing Obligations and Disclosure Requirements) Regulations, 2015, as amended, (the "SEBI Regulations"), and has been initialled by us for identification purpose only.

This Report is required by the Company for the purpose of submission to SEBI and Stock Exchange (BSE Limited) to ensure compliance with the SEBI Regulations and SEBI Circular SEBI/HO/MIRSD/MIRSD\_CRADT/CIR/P/2022/67 dated May 19, 2022 ("the circular") in respect of its listed non-convertible debt securities as at September 30, 2022 ("Debentures").

### **Management's responsibility**

3. The preparation of the Statement is the responsibility of the Management of the Company including the preparation and maintenance of all accounting and other relevant supporting records and documents. This responsibility includes the design, implementation and maintenance of internal control relevant to the preparation and presentation of the Statement and applying an appropriate basis of preparation; and making estimates that are reasonable in the circumstances.
4. The Management of the Company is also responsible for ensuring that the Company complies with all the relevant requirements of the SEBI Regulations, Companies Act, 2013 and other applicable laws and regulations, as applicable and for providing all relevant information to the SEBI and to ensure that Security Cover Ratio as on September 30, 2022 is in compliance with SEBI circular no. SEBI/HO/MIRSD/MIRSD\_CRADT/CIR/P/2022/67 dated May 19, 2022 with the minimum security cover requirement as per the terms of offer document/information memorandum and/or Debenture Trust Deed and as per the SEBI Regulations as given in Annexure I attached to this certificate.



## Auditor's Responsibility

6. Pursuant to the requirements of the SEBI Regulations, it is our responsibility to provide a limited assurance as to whether the Company has maintained security cover ratio as per the minimum requirement stated in SEBI Regulations and the terms of the Information Memorandum and Debenture Trust Deed
7. We have audited the financial statements for the year ended on March 31, 2022 and issued an unmodified audit opinion vide our report dated May 19, 2022. We have also done limited review of financial results as at and for the half-year ended September 30, 2022 pursuant to the requirements of Regulation 52 of the Securities and Exchange Board of India (Listing Obligations and Disclosure Requirements) Regulations, 2015, as amended and issued Limited Review Report dated November 9, 2022. Our audit of financial statements and review of financial results was conducted in accordance with the Standards on Auditing and other applicable authoritative pronouncements issued by the Institute of Chartered Accountants of India.
8. We conducted our examination of the Statement in accordance with the Guidance Note on Reports or Certificates for Special Purposes issued by the ICAI and the Standards on Auditing specified under Section 143(10) of the Companies Act, 2013 in so far as applicable for the purpose of this Certificate, which includes the concepts of test checks and materiality. The Guidance Note requires that we comply with the ethical requirements of the Code of Ethics issued by the ICAI.
9. We have complied with the relevant applicable requirements of the Standard on Quality Control (SQC) 1, Quality Control for Firms that Perform Audits and Reviews of Historical Financial Information, and Other Assurance and Related Services Engagements.
10. Our scope of work did not involve us performing audit tests for the purposes of expressing an opinion on the fairness or accuracy of any of the financial information or the financial results of the Company taken as a whole. We have not performed an audit, the objective of which would be the expression of an opinion on the financial results, specified elements, accounts, or items thereof, for the purpose of this report. Accordingly, we do not express such an opinion.
11. A limited assurance engagement includes performing procedures to obtain sufficient appropriate evidence on the applicable criteria, mentioned in paragraph 6 above. The procedures performed vary in nature and timing from, and are less in extent than for, a reasonable assurance engagement. Consequently, the level of assurance obtained is substantially lower than the assurance that would have been obtained had a reasonable assurance engagement been performed. Accordingly, we have performed the following procedures in relation to the Statement:
  - (a) We have reviewed the unaudited financial results of the Company as at and for the half year ended September 30, 2022. The financial information of the Company is not audited by us.
  - (b) Obtained and read the Debenture Trust Deed and the Information Memorandum and noted the security cover percentage required to be maintained by the Company in respect of Debentures, as indicated in Annexure I of the Statement.
  - (c) Traced and agreed the principal amount of the Debentures outstanding as on September 30, 2022 to the unaudited financial information of the Company as at and for the half year ended September 30, 2022 referred to in paragraph 11(a) above.
  - (d) Obtained and read the particulars of security cover required to be provided in respect of Debentures as indicated in the Debenture Trust Deed and the Information Memorandum and compared it with the information furnished in Annexure I of the Statement.





- (e) Traced the value of assets indicated in Annexure I of the Statement to the unaudited financial information as at and for the half year ended September 30, 2022, referred to in paragraph 11(a) above, and other relevant records maintained by the Company.
  - (f) Examined and verified the arithmetical accuracy of the computation of security cover indicated in Annexure I of the Statement.
  - (g) Performed necessary inquiries with the Management and obtained necessary representations.
- 12 We have no responsibility to update this certificate for events and circumstances occurring after the date of this certificate.

### Conclusion

- 13 Based on the procedures performed by us, as referred to in paragraph 11 above, and according to the information and explanations received and management representations obtained, nothing has come to our attention that causes us to believe that the Company has not maintained minimum required security cover as per the terms of the Information Memorandum and Debenture Trust deed and as per the SEBI Regulations.

### Restriction on Use

14. The Report has been issued at the request of the Company, solely in connection with the purpose mentioned in paragraph 2 above and to be submitted with the accompanying Statement to the SEBI and Stock Exchange (BSE Limited) and is not to be used or referred to for any other person. Accordingly, we do not accept or assume any liability or any duty of care for any other purpose or to any other person to whom this report is shown or into whose hands it may come. We have no responsibility to update this certificate for events and circumstances occurring after the date of this report.

For **S.N. Dhawan & CO LLP**  
Chartered Accountants  
Firm Registration No.: 000050N/N500045

  
**Vinesh Jain**  
Partner  
Membership No.: 087701  
UDIN: 22087701BCQPFJ9638



Place: Gurugram  
Date: November 9, 2022

Annexure - I

Security cover for the listed non-convertible debt securities as at September 30, 2022

(Rs. in Million)

Column A Particulars	Column B Description of asset for which this certificate relate (please add line item, if required)	Column C	Column D	Column E	Column F	Column G	Column H	Column I	Column J	Column K	Column L	Column M	Column N	Column O
		Exclusive Charge	Exclusive Charge	Pari-Passu Charge	Pari-Passu Charge	Pari-Passu Charge	Assets not offered as Security	Elimination (amount in negative)	(Total C to J)	Related to only those items covered by this certificate				
		Debt for which this certificate being issued	Other Secured Debt	Debt for which this certificate being issued	Assets shared by pari-passu debt holder (includes Debt for which this certificate is issued & Other debt with pari passu charge)	Other assets on which there is pari-passu charge (excluding items covered in column "F")				Market Value for Assets charged on exclusive basis	Carrying/book value for exclusive charge assets where market value is not ascertainable or applicable. (Eg Bank balance, DSRA etc)	Market Value for Pari Passu Charge Assets	Carrying/book value for pari passu charge assets where market value is not ascertainable or applicable. (Eg Bank balance, DSRA etc)	Total Value = (K+L+M+N)
		Book Value	Book Value	Yes/ No	Book Value	Book Value								Related to Column F
<b>ASSETS</b>														
Property, Plant and Equipment	Car Loan	-	3.28	No	-	-	131.60	-	134.88	-	-	-	-	-
Capital Work-In-Progress	Property Loan	-	565.23	No	-	-	-	-	565.23	-	-	-	-	-
Right of Use Assets		-	-	No	-	-	8.91	-	8.91	-	-	-	-	-
Goodwill		-	-	No	-	-	-	-	-	-	-	-	-	-
Intangible Assets		-	-	No	-	-	0.27	-	0.27	-	-	-	-	-
Intangible Assets under Development		-	-	No	-	-	-	-	-	-	-	-	-	-
Investments		-	-	No	-	-	241.34	-	241.34	-	-	-	-	-
Loans	Book Debts Receivable	6,280.04	14,922.09	No	-	-	4,073.74	-	25,275.87	-	6,280.04	-	-	6,280.04
Inventories		-	-	No	-	-	-	-	-	-	-	-	-	-
Trade Receivables		-	-	No	-	-	39.74	-	39.74	-	-	-	-	-
Cash and Cash Equivalents		-	-	No	-	-	3,346.89	-	3,346.89	-	-	-	-	-
Bank Balances other than Cash and Cash Equivalents	Lien Marked Fixed Deposit	-	2,011.49	No	-	-	103.45	-	2,114.94	-	-	-	-	-
Others		-	230.89	No	-	-	1,193.30	-	1,424.19	-	-	-	-	-
<b>Total</b>		<b>6,280.04</b>	<b>17,732.98</b>				<b>9,139.24</b>		<b>33,152.26</b>		<b>6,280.04</b>			<b>6,280.04</b>
<b>LIABILITIES</b>														
Debt Securities to which this certificate pertains	Listed Secured NCD	5,672.44	-	No	-	-	-	-	5,672.44	-	5,672.44	-	-	5,672.44
Other debt sharing pari-passu charge with above debt		N/A	-	No	-	-	-	-	-	-	-	-	-	-
Other Debt				No										
Subordinated debt				No			1,160.79		1,160.79					
Borrowings				No			-		-					
Bank - borrowings*			11,582.35	No			1,590.59		13,172.94					
Debt Securities			1,193.67	No			638.73		1,832.40					
Others - borrowings			4,300.53	No			(3.60)		4,296.93					
Trade payables			-	No			44.63		44.63					
Lease Liabilities			-	No			15.96		15.96					
Provisions			-	No			41.20		41.20					
Others			-	No			517.40		517.40					
<b>Total</b>		<b>5,672.44</b>	<b>17,076.55</b>				<b>4,005.70</b>		<b>26,754.69</b>		<b>5,672.44</b>			<b>5,672.44</b>
Cover on Book Value		1.11			No Pari-passu-NCD									
Cover on Market Value		1.11			No Pari-passu-NCD									
		Exclusive Security Cover Ratio			Pari-Passu Security Cover Ratio									

\* Includes Rs. 3,207.83 Million of outstanding borrowings as at September 30, 2022, on which security creation is under progress



*[Handwritten Signature]*

